

Offers


Overview

For every listing made, contractors or companies can provide an offer. This offer includes information such as pricing, time taken to complete the task and description about the services provided.

Making an Offer

The following image shows the offer screen.

Image not found or type unknown



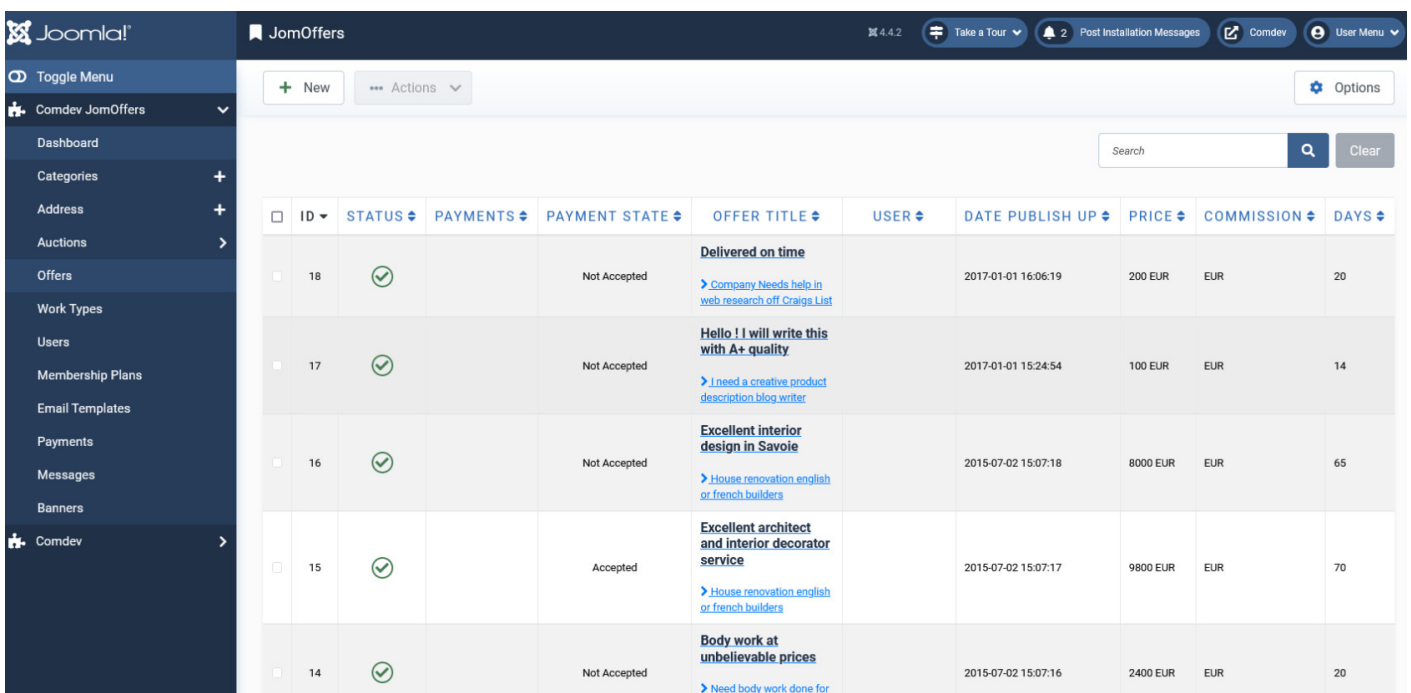
Screen 1: Making an offer

Let us understand each of the buttons seen on the screen using the following table.

Title	Title of the offer
Price	Price of services
Price Negotiable	Slide to select whether price is negotiable
Time to Complete (days)	Duration taken to complete the services
Description	Detailed description of the services offered.

Editing the Offers

The following screen shows the offers made for all the listings available.

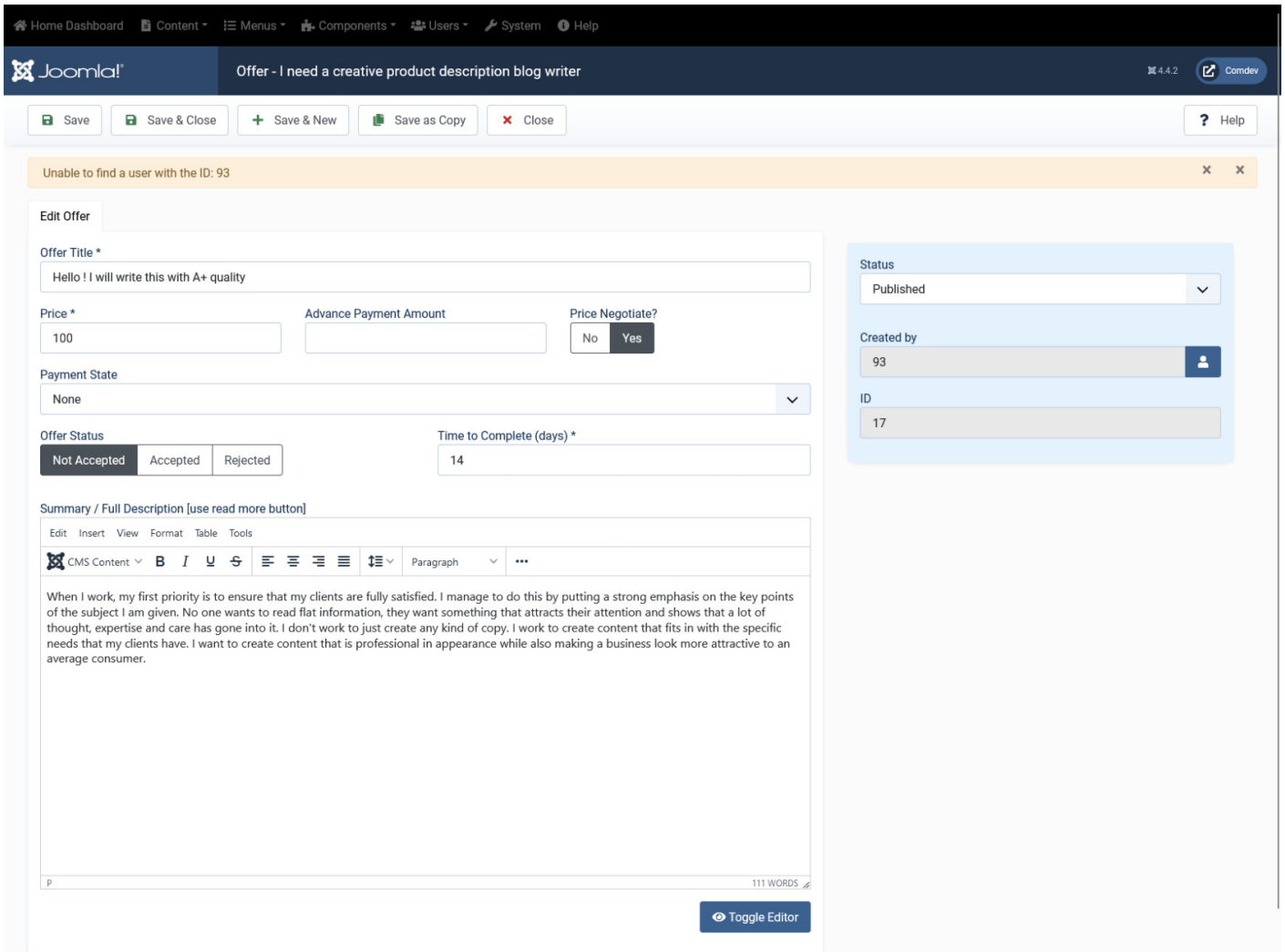


The screenshot displays the Joomla! JomOffers management interface. The left sidebar contains a navigation menu with options like Dashboard, Categories, Address, Auctions, Offers, Work Types, Users, Membership Plans, Email Templates, Payments, Messages, Banners, and Comdev. The main content area shows a table of offers with the following columns: ID, STATUS, PAYMENTS, PAYMENT STATE, OFFER TITLE, USER, DATE PUBLISH UP, PRICE, COMMISSION, and DAYS. The table contains six rows of offer data.

ID	STATUS	PAYMENTS	PAYMENT STATE	OFFER TITLE	USER	DATE PUBLISH UP	PRICE	COMMISSION	DAYS
18	✓		Not Accepted	Delivered on time Company Needs help in web research off Craigs List		2017-01-01 16:06:19	200 EUR	EUR	20
17	✓		Not Accepted	Hello !! I will write this with A+ quality I need a creative product description blog writer		2017-01-01 15:24:54	100 EUR	EUR	14
16	✓		Not Accepted	Excellent interior design in Savoie House renovation english or french builders		2015-07-02 15:07:18	8000 EUR	EUR	65
15	✓		Accepted	Excellent architect and interior decorator service House renovation english or french builders		2015-07-02 15:07:17	9800 EUR	EUR	70
14	✓		Not Accepted	Body work at unbelievable prices Need body work done for		2015-07-02 15:07:16	2400 EUR	EUR	20

Screen 2: Offers for all listings

If you want to edit existing entries, you can either click the entry from the Offers screen or select the check box next to the entry, and then click **Edit**.



Screen 3: Editing an offer

After you click the required entry that you need to edit, you can change the configurations based on the options as seen in the following table.

Title	Title of the offer made.
Price	Price mentioned by the contractor for the services offered.
Price Negotiable	Enabled if price is negotiable.
Status	<p>Edit status, if required from the following options. By default, every offer made is in the Published state.</p> <ul style="list-style-type: none"> • Published • Unpublished • Trashed • Archived

Offer Status	After reviewing the offer, set the state of the offer to one of the following states. <ul style="list-style-type: none">• Not Accepted (Default status)• Accepted• Rejected
Time to Complete (days)	Number of days to complete the services required.
ID	Offer ID, which can be used in modules, plugins and menus.
Created by	User name who created the entry.
Description	Description about the serviced offered.

Revision #1

Created 6 March 2024 14:37:24 by Comdev_Wiki

Updated 6 March 2024 14:39:17 by Comdev_Wiki