

# Configuration Steps


## Overview



These configuration steps need to be done in order for the component to work correctly

## Create Menu links

More about menu links can be [found here](#).

Items menu link needs to be created.

Items Link	Link which does not point to any category or address	Latest Link which displays latest added listings 	<ul style="list-style-type: none"><li>■ Listing details may not be accessible</li><li>■ This link is being used to display search results, so if the alias is latest than site URL for the search results will be <code>http://domain.com/latest</code></li></ul>
------------	--	---	---

<b>Items Link - Category</b>	Links for each of the category. A separate menu can be created with all the categories created.	Menu with all categories  	<ul style="list-style-type: none"><li>■ Listing details may not be accessible</li><li>■ Individual menu settings can't be applied</li></ul>
------------------------------	--	--	---

## Joomla / Groups

Membership Plans are based on the Joomla Groups therefore before creating any of the Membership plans - corresponding Joomla groups needs to be created. The main group for the component needs to be called JomHoliday. Each of the plans needs to be placed under that JomHoliday parent group e.g.

### JomHoliday

- Free
- Basic
- Silver
- Gold

- Toggle Menu
- Comdev JomHoliday
- Comdev

Users: Groups

New

Delete

Options

Help

Search

Clear

Ordering ascending

20

5/5 Columns

Group Title	Permissions	Enabled Users	Blocked Users	ID
Public		0	0	1
- Guest		0	0	9
- Manager		1	0	6
- Administrator		0	0	7
- Registered		8	0	2
- Author		0	0	3
- Editor		0	0	4
- Publisher		0	0	5
- JomHoliday		1	0	10
- Basic		0	0	12
- Free		1	0	11
- Gold		0	0	14
- Silver		1	0	13
- Super Users		1	0	8

## Permissions

It is important to set the right permissions for the components: Comdev and Directory, in order for the users to access the Front Admin. Otherwise, Users won't be able to access the Front Admin (Permissions Denied) or get 500 Error when trying to upload the images.

An example below shows access for the Registered Group. Same settings should be applied for each group that should have access to the Front Admin.

## Setting permissions for the Comdev Extension

Home DashboardContentMenusComponentsUsersSystemHelp

Joomla!

Configuration

4.2.6Post Installation MessagesJomEstateUser Menu

Toggle MenuComdev JomEstateComdev

System> Global Configuration

Component> Articles> Banners> Cache> Check-in> Comdev> Contacts> Installer> JomEstate> Joomla! Update> Languages> Mail Templates> Media> Menus> Messaging> Modules> Multilingual Associations> News Feeds> Plugins> Post-installation Messages> Privacy> Redirects> Scheduled Tasks> Search> Smart Search> Tags> Templates> User Actions Log> Users

SaveSave & CloseClose

Permissions

Permissions

Expand for notes about setting the permissions.

If you change the setting, it will apply to this and all child groups, components and content. Note that **Denied** will overrule any inherited setting and also the setting in any child group, component or content. In the case of a setting conflict, **Deny** will take precedence. **Not Set** is equivalent to **Denied** but can be changed in child groups, components and content.

Public	Action	Select New Setting	Calculated Setting
- Guest	Configure ACL & Options	Inherited	Not Allowed (Inherited)
- Manager	Access Administration Interface	Allowed	Allowed
- Administrator	Create	Allowed	Allowed
- Registered	Delete	Allowed	Allowed
- Author	Edit	Allowed	Allowed
- Editor	Edit State	Allowed	Allowed
- Publisher	Edit Own	Allowed	Allowed
- JomEstate			
- Basic			
- Business			
- Small			
- Super Users			

# Setting permissions for the JomHoliday Extension

Home DashboardContentMenusComponentsUsersSystemHelp

Joomla!

Toggle MenuComdev JomEstateComdev

Configuration

SaveSave & CloseClose

System> Global ConfigurationComponent> Articles> Banners> Cache> Check-in> Comdev> Contacts> Installer> JomEstate> Joomla! Update> Languages> Mail Templates> Media> Menus> Messaging> Modules> Multilingual Associations> News Feeds> Plugins> Post-installation Messages> Privacy> Redirects> Scheduled Tasks> Search> Smart Search> Tags> Templates> User Actions Log> Users

GeneralMediaEmailCurrency & PriceMembership PlansIntegrationsFrontadminPermissions

Permissions

Permissions

Expand for notes about setting the permissions.

Public	Action	Select New Setting	Calculated Setting
- Guest	Configure ACL & Options	Allowed	Allowed
- Manager	Access Administration Interface	Allowed	Allowed
- Administrator	Create	Allowed	Allowed
- Author	Delete	Allowed	Allowed
- Editor	Edit	Allowed	Allowed
- Publisher	Edit State	Allowed	Allowed
- JomEstate	Edit Own	Allowed	Allowed
- Basic			
- Business			
- Small			
- Super Users			