

User Membership

Overview

You can view the user membership plan details on the Front Admin page. If eligible for, you can also upgrade the user membership plan to a higher plan.

User membership plan can not only be upgraded through the Front Admin. You can perform other membership tasks from the back end using the information given in the

Membership section of the Administrative Guide.

The following screen shows the Membership details for the user.

MEMBERSHIP

Expiry Date: Never Basic

Listings: 8/10

Premium Listings: 2/2

Products: 4/100

Premium Products: 1/2


[Upgrade ↗](#)

PROFILE

Your Name
Demo

Registration Date
21 November 2021


Last Visit
09 March 2024



APPROVE COMMENTS

[✓ Approve](#) [✗ Delete](#)

<input type="checkbox"/>	TITLE	MESSAGE	DATE CREATED
--------------------------	-------	---------	--------------



Screen 1: Membership details

To upgrade the user membership plan you can either click **Upgrade** or click the Membership tab on the Front Admin page. The membership plans that are available for upgrade are shown as seen


in the following image.

Membership

Check out our affordable plans!

Free	Basic <i>Best Value</i>	Premium
Listings: 2 Images: 10 Premium Listings: 0 Products: ✗ Attachments: ✗ Youtube Video: ✓ Phone: ✗ Webpage: ✗ Availability: ✗ Akcept Credit Cards: ✓ Additional Email: ✗	Listings: 10 Images: 100 Premium Listings: 2 Products: ✓ Attachments: ✓ Youtube Video: ✓ Phone: ✓ Webpage: ✓ Availability: ✓ Akcept Credit Cards: ✓ Additional Email: ✓	Listings: 100 Images: 1000 Premium Listings: 100 Products: ✓ Attachments: ✓ Youtube Video: ✓ Phone: ✓ Webpage: ✓ Availability: ✓ Akcept Credit Cards: ✓ Additional Email: ✓
Free	EUR 10.00 Monthly EUR 100.00 Annually Current	EUR 30.00 Monthly EUR 250.00 Annually Upgrade

Image not found or type unknown



Screen 2: Membership plans

Click **Upgrade** to upgrade to the higher plan. You can then select an appropriate mode of payments and complete the transaction.

To see the Upgrade button for any plan, ensure that you have configured PayPal or other payment gateway details. For more information, see [PayPal Configuration](#).

Revision #3

Created 26 February 2024 11:36:37 by Comdev_Wiki

Updated 9 March 2024 10:35:05 by Comdev_Wiki